

Aspect-Oriented Programming with C++ and AspectC++

AOSD 2005 Tutorial



University of Erlangen-Nuremberg
Computer Science 4



Presenters



- **Daniel Lohmann**
d1@aspectc.org
 - University of Erlangen-Nuremberg, Germany
- **Olaf Spinczyk**
os@aspectc.org
 - University of Erlangen-Nuremberg, Germany

Introduction

© 2005 Daniel Lohmann and Olaf Spinczyk

I/2

Schedule



Part	Title	Time
I	Introduction	10m
II	AOP with pure C++	40m
III	AOP with AspectC++	70m
IV	Tool support for AspectC++	30m
V	Real-World Examples	20m
VI	Summary and Discussion	10m

Introduction

© 2005 Daniel Lohmann and Olaf Spinczyk

I/3

This Tutorial is about ...



- Writing aspect-oriented code with **pure C++**
 - basic implementation techniques using C++ idioms
 - limitations of the pure C++ approach
- Programming with **AspectC++**
 - language concepts, implementation, tool support
 - **this is an AspectC++ tutorial**
- Programming languages and concepts
 - no coverage of other AOSD topics like analysis or design

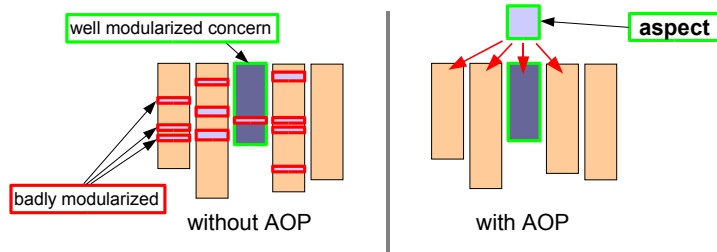
Introduction

© 2005 Daniel Lohmann and Olaf Spinczyk

I/4

Aspect-Oriented Programming

- AOP is about modularizing crosscutting concerns

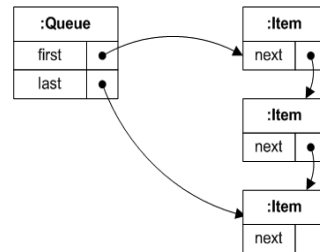
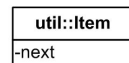
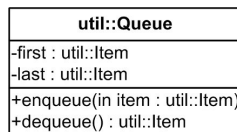


- Examples: tracing, synchronization, security, buffering, error handling, constraint checks, ...

Why AOP with C++?

- Widely accepted benefits from using AOP
 - avoidance of code redundancy, better reusability, maintainability, configurability, the code better reflects the design, ...
- Enormous existing C++ code base
 - maintenance: extensions are often crosscutting
- Millions of programmers use C++
 - for many domains C++ is *the* adequate language
 - they want to benefit from AOP (as Java programmers do)
- How can the AOP community help?
 - Part II: describe how to apply AOP with built-in mechanisms
 - Part III-V: provide special language mechanisms for AOP

Scenario: A Queue utility class



The Simple Queue Class

```

namespace util {
class Item {
friend class Queue;
Item* next;
public:
Item() : next(0){}
};

class Queue {
Item* first;
Item* last;
public:
Queue() : first(0), last(0) {}

void enqueue( Item* item ) {
printf( " > Queue::enqueue()\n" );
if( last ) {
last->next = item;
last = item;
} else
last = first = item;
printf( " < Queue::enqueue()\n" );
}

Item* dequeue() {
printf( " > Queue::dequeue()\n" );
Item* res = first;
if( first == last )
first = last = 0;
else
first = first->next;
printf( " < Queue::dequeue()\n" );
return res;
}
}; // class Queue
} // namespace util
    
```

Scenario: The Problem



Various users of Queue demand extensions:



I want Queue to throw exceptions!

Please extend the Queue class by an element counter!



Queue should be thread-safe!



Introduction

© 2005 Daniel Lohmann and Olaf Spinczyk

I/9

The Not So Simple Queue Class



```
class Queue {
    Item *first, *last;
    int counter;
    os::Mutex lock;
public:
    Queue () : first(0), last(0) {
        counter = 0;
    }
    void enqueue(Item* item) {
        lock.enter();
        try {
            if (item == 0)
                throw QueueInvalidItemError();
            if (last) {
                last->next = item;
                last = item;
            } else { last = first = item; }
            ++counter;
        } catch (...) {
            lock.leave(); throw;
        }
        lock.leave();
    }
};
```

```
Item* dequeue() {
    Item* res;
    lock.enter();
    try {
        res = first;
        if (first == last)
            first = last = 0;
        else first = first->next;
        if (counter > 0) --counter;
        if (res == 0)
            throw QueueEmptyError();
    } catch (...) {
        lock.leave();
        throw;
    }
    lock.leave();
    return res;
}
int count() { return counter; }
}; // class Queue
```

© 2005 Daniel Lohmann and Olaf Spinczyk

I/10

What Code Does What?



<pre>class Queue { Item *first, *last; int counter; os::Mutex lock; public: Queue () : first(0), last(0) { counter = 0; } void enqueue(Item* item) { lock.enter(); try { if (item == 0) throw QueueInvalidItemError(); if (last) { last->next = item; last = item; } else { last = first = item; } ++counter; } catch (...) { lock.leave(); throw; } lock.leave(); } };</pre>	<pre>Item* dequeue() { Item* res; lock.enter(); try { res = first; if (first == last) first = last = 0; else first = first->next; if (counter > 0) --counter; if (res == 0) throw QueueEmptyError(); } catch (...) { lock.leave(); throw; } lock.leave(); return res; } int count() { return counter; } }; // class Queue</pre>
--	---

I/11

Problem Summary



The component code is “polluted” with code for several logically independent concerns, thus it is ...

- hard to **write** the code
 - many different things have to be considered simultaneously
- hard to **read** the code
 - many things are going on at the same time
- hard to **maintain** and **evolve** the code
 - the implementation of concerns such as locking is **scattered** over the entire source base (a “*crosscutting concern*”)
- hard to **configure** at compile time
 - the users get a “one fits all” queue class

Introduction

© 2005 Daniel Lohmann and Olaf Spinczyk

I/12

Aspect-Oriented Programming with C++ and AspectC++

AOSD 2005 Tutorial

Part II – AOP with C++



Outline



- We go through the Queue example and...
 - decompose the "one-fits-all" code into modular units
 - apply simple AOP concepts
 - use only C/C++ language idioms and elements
- After we went through the example, we...
 - will try to understand the benefits and limitations of a pure C++ approach
 - motivate the need for an advanced language with built-in AOP concepts: AspectC++

AOP with C++

© 2005 Daniel Lohmann and Olaf Spinczyk

II/2

Configuring with the Preprocessor?



```
class Queue {
    Item* first, *last;
#ifdef COUNTING_ASPECT
    int counter;
#endif
#ifdef LOCKING_ASPECT
    os::Mutex lock;
#endif
public:
    Queue () : first(0), last(0) {
#ifdef COUNTING_ASPECT
        counter = 0;
#endif
    }
    void enqueue(Item* item) {
#ifdef LOCKING_ASPECT
        lock.enter();
#endif
        try {
#ifdef ERRORHANDLING_ASPECT
            if (item == 0)
                throw QueueInvalidItemError();
#endif
            if (last) {
                last->next = item;
                last = item;
            } else { last = first = item; }
#ifdef COUNTING_ASPECT
            ++counter;
#endif
        } catch (...) {
#ifdef LOCKING_ASPECT
            lock.leave();
#endif
            throw;
        }
#ifdef LOCKING_ASPECT
        lock.leave();
#endif
    }
}
```

```
Item* dequeue() {
    Item* res;
#ifdef LOCKING_ASPECT
    lock.enter();
#endif
    try {
        res = first;
        if (first == last)
            first = last = 0;
        else first = first->next;
#ifdef COUNTING_ASPECT
        if (counter > 0) --counter;
#endif
    } catch (...) {
#ifdef ERRORHANDLING_ASPECT
        if (res == 0)
            throw QueueEmptyError();
#endif
    }
#ifdef LOCKING_ASPECT
    lock.leave();
#endif
    return res;
}
#ifdef COUNTING_ASPECT
int count() { return counter; }
#endif
}; // class Queue
```

© 2005 Daniel Lohmann and Olaf Spinczyk

II/3

Preprocessor



- While we are able to enable/disable features
 - the code is **not expressed in a modular fashion**
 - aspectual code is spread out over the entire code base
 - the code is almost unreadable
- Preprocessor is the "typical C way" to solve problems
- Which C++ mechanism could be used instead?

Templates!

AOP with C++

© 2005 Daniel Lohmann and Olaf Spinczyk

II/4

Templates



- Templates can be used to construct **generic** code
 - To actually use the code, it has to be **instantiated**
- Just as preprocessor directives
 - templates are evaluated at compile-time
 - do not cause any direct runtime overhead (if applied properly)

```
#define add1(T, a, b) \
  ((T)a)+(T)b)

template <class T>
T add2(T a, T b) { return a + b; }

printf("%d", add1(int, 1, 2));
printf("%d", add2<int>(1, 2));
```

Using Templates



Templates are typically used to implement generic abstract data types:

```
// Generic Array class
// Elements are stored in a resizable buffer
template< class T >
class Array {
  T* buf; // allocated memory
public:
  T operator[]( int i ) const {
    return buf[ i ];
  }
  ...
};
```

AOP with Templates



- Templates allow us to encapsulate aspect code independently from the component code
- Aspect code is "woven into" the component code by instantiating these templates

```
// component code
class Queue {
  ...
  void enqueue(Item* item) {
    if (last) { last->next = item; last = item; }
    else { last = first = item; }
  }
  Item* dequeue() {
    Item* res = first;
    if (first == last) first = last = 0;
    else first = first->next;
    return res;
  }
};
```

Aspects as Wrapper Templates



The counting aspect is expressed as a wrapper template class, that derives from the component class:

```
// generic wrapper (aspect), that adds counting to any queue class
// Q, as long it has the proper interface
template <class Q>
class Counting_Aspect : public Q { // Q is the component class this
  int counter;
public:
  void enqueue(Item* item) { // execute advice code after join point
    Q::enqueue(item); counter++;
  }
  Item* dequeue() { // again, after advice
    Item* res = Q::dequeue(item);
    if (counter > 0) counter--;
    return res;
  }
  // this method is added to the component code (introduction)
  int count() const { return counter; }
};
```

Weaving



We can define a type alias (**typedef**) that combines both, component and aspect code (**weaving**):

```
// component code
class Queue { ... }
// The aspect (wrapper class)
template <class Q>
class Counting_Aspect : public Q { ... }
// template instantiation
typedef Counting_Aspect<Queue> CountingQueue;

int main() {
    CountingQueue q;
    q.enqueue(new Item);
    q.enqueue(new Item);
    printf("number of items in q: %u\n", q.count());
    return 0;
}
```

Our First Aspect – Lessons Learned



- > Aspects can be implemented by template wrappers
 - Aspect inherits from component class, overrides relevant methods
 - Introduction of new members (e.g. counter variable) is easy
 - Weaving takes place by defining (and using) type aliases
- > The aspect code is generic
 - It can be applied to "any" component that exposes the same interface (enqueue, dequeue)
 - Each application of the aspect has to be specified explicitly
- > The aspect code is clearly separated
 - All code related to counting is gathered in one template class
 - Counting aspect and queue class can be evolved independently (as long as the interface does not change)

Error Handling Aspect



Adding an error handling aspect (exceptions) is straight-forward. We just need a wrapper template:

```
// another aspect (as wrapper template)
template <class Q>
class Exceptions_Aspect : public Q {
    void enqueue(Item* item) { // this advice is executed before the
        if (item == 0) // component code (before advice)
            throw QueueInvalidItemError();
        Q::enqueue(item);
    }

    Item* dequeue() { // after advice
        Item* res = Q::dequeue();
        if (res == 0) throw QueueEmptyError();
        return res;
    }
}
```

Combining Aspects



We already know how to weave with a single aspect. Weaving with multiple aspects is also straightforward:

```
// component code
class Queue { ... }
// wrappers (aspects)
template <class Q>
class Counting_Aspect : public Q { ... }
template <class Q>
class Exceptions_Aspect : public Q { ... }
// template instantiation (weaving)
typedef Exceptions_Aspect< Counting_Aspect< Queue > > ExceptionsCountingQueue;
```

Ordering



- In what order should we apply our aspects?

Aspect code is executed outermost-first:

```
typedef Exceptions_Aspect< // first Exceptions, then Counting
Counting_Aspect< Queue > > ExceptionsCountingQueue;
```

```
typedef Counting_Aspect< // first Counting, then Exceptions
Exceptions_Aspect< Queue > > ExceptionsCountingQueue;
```

- Aspects should be independent of ordering

- For dequeue(), both Exceptions_Aspect and Counting_Aspect give after advice. Shall we count first or check first?
- Fortunately, our implementation can deal with both cases:

```
Item* res = Q::dequeue(item);
// its ok if we run before Exceptions_Wrapper
if (counter > 0) counter--;
return res;
```

Locking Aspect



With what we learned so far, putting together the locking aspect should be simple:

```
template <class Q>
class Locking_Aspect : public Q {
public:
    Mutex lock;
    void enqueue(Item* item) {
        lock.enter();
        try {
            Q::enqueue(item);
        } catch (...) {
            lock.leave();
            throw;
        }
        lock.leave();
    }
};
```

```
Item* dequeue() {
    Item* res;
    lock.enter();
    try {
        res = Q::dequeue(item);
    } catch (...) {
        lock.leave();
        throw;
    }
    lock.leave();
    return res;
};
```

Locking Advice (2)



Locking_Aspect uses an **around advice**, that **proceeds** with the component code in the middle of the aspect code:

```
template <class Q>
class Locking_Aspect : public Q {
public:
    Mutex lock;
    void enqueue(Item* item) {
        lock.enter();
        try {
            Q::enqueue(item);
        } catch (...) {
            lock.leave();
            throw;
        }
        lock.leave();
    }
};
```

```
Item* dequeue() {
    Item* res;
    lock.enter();
    try {
        res = Q::dequeue(item);
    } catch (...) {
        lock.leave();
        throw;
    }
    lock.leave();
    return res;
};
```

Advice Code Duplication



Specifying the same advice for several **joinpoints** leads to code duplication:

```
template <class Q>
class Locking_Aspect : public Q {
public:
    Mutex lock;
    void enqueue(Item* item) {
        lock.enter();
        try {
            Q::enqueue(item);
        } catch (...) {
            lock.leave();
            throw;
        }
        lock.leave();
    }
};
```

```
Item* dequeue() {
    Item* res;
    lock.enter();
    try {
        res = Q::dequeue(item);
    } catch (...) {
        lock.leave();
        throw;
    }
    lock.leave();
    return res;
};
```

Dealing with Joinpoint Sets



To specify advice for a set of joinpoints, the joinpoints must have a uniform interface:

```
template <class Q>
class Locking_Aspect2 : public Q {
public:
    Mutex lock;

    // wrap joinpoint invocations into action classes
    struct EnqueueAction {
        Item* item;
        void proceed(Q* q) { q->enqueue(item); }
    };

    struct DequeueAction {
        Item* res;
        void proceed(Q* q) { res = q->dequeue(); }
    };
    ...
};
```

Reusable Advice Code



The advice code is expressed as template function, which is later instantiated with an action class:

```
template <class Q>
class Locking_Aspect : public Q {
    ...
    template <class action> // template inside another template
    void advice(action* a) {
        lock.enter();
        try {
            a->proceed(this);
        } catch (...) {
            lock.leave();
            throw;
        }
        lock.leave();
    }
    ...
};
```

Binding Advice to Joinpoints



Using the action classes we have created, the advice code is now nicely encapsulated in a single function:

```
template <class Q>
class Locking_Aspect2 : public Q {
    ...
    void enqueue(Item* item) {
        EnqueueAction tjp = {item};
        advice(&tjp);
    }
    Item* dequeue() {
        DequeueAction tjp;
        advice(&tjp);
        return tjp.res;
    }
    ...
};
```

Reusing Advice – Lessons Learned



- > We avoided advice code duplication, by...
 - delegating the invocation of the original code (proceed) to action classes
 - making the aspect code itself a template function
 - instantiating the aspect code with the action classes
- > Compilers will probably generate less efficient code
 - Additional overhead for storing argument/result values

Putting Everything Together



We can now instantiate the combined Queue class, which uses all aspects:

(For just 3 aspects, the `typedef` is already getting rather complex)

```
typedef Locking_Aspect2<Exceptions_Aspect<Counting_Aspect
<Queue> > > CountingQueueWithExceptionsAndLocking;

// maybe a little bit more readable ...

typedef Counting_Aspect<Queue> CountingQueue;
typedef Exceptions_Aspect<CountingQueue> CountingQueueWithExceptions;
typedef Locking_Aspect<CountingQueueWithExceptions>
CountingQueueWithExceptionsAndLocking;
```

“Obliviousness”



... is an essential property of AOP: the component code should not have to be aware of aspects, but ...

- the extended Queue cannot be named “Queue”
 - our aspects are selected through a naming scheme (e.g. `CountingQueueWithExceptionsAndLocking`).
- using wrapper class names violates the idea of obliviousness

Preferably, we want to hide the aspects from client code that uses affected components.

Hiding Aspects



- Aspects can be hidden using C++ **namespaces**
- Three separate namespaces are introduced
 - namespace **components**: component code for class Queue
 - namespace **aspects**: aspect code for class Queue
 - namespace **configuration**: selection of desired aspects for class Queue
- The complex naming schemes as seen on the previous slide is avoided

Hiding Aspects (2)



```
namespace components {
    class Queue { ... };
}
namespace aspects {
    template <class Q>
    class Counting_Aspect : public Q { ... };
}
namespace configuration {
    // select counting queue
    typedef aspects::Counting_Aspect<components::Queue> Queue;
}

// client code can import configuration namespace and use
// counting queue as "Queue"
using namespace configuration;

void client_code () {
    Queue queue; // Queue with all configured aspects
    queue.enqueue (new MyItem);
}
```

Obliviousness – Lessons Learned

- Aspect configuration, aspect code, and client code can be separated using C++ namespaces
 - name conflicts are avoided
- Except for using the configuration namespace the client code does not have to be changed
 - obliviousness is (mostly) achieved on the client-side

What about obliviousness in the extended classes?

Limitations

For simple aspects the presented techniques work quite well, but a closer look reveals limitations:

- Joinpoint types
 - no distinction between function call and execution
 - no generic interface to joinpoint context
 - no advice for private member functions
- Quantification
 - no flexible way to describe the target components (like AspectJ/AspectC++ pointcuts)
 - applying the same aspect to classes with different interfaces is impossible or ends with excessive template metaprogramming

Limitations (continued)

- Scalability
 - the wrapper code can easily outweigh the aspect code
 - explicitly defining the aspect order for **every** affected class is error-prone and cumbersome
 - excessive use of templates and namespaces makes the code hard to understand and debug

“AOP with pure C++ is like OO with pure C”

Conclusions

- C++ templates can be used for separation of concerns in C++ code without special tool support
- However, the lack of expressiveness and scalability restricts these techniques to projects with ...
 - only a small number of aspects
 - few or no aspect interactions
 - aspects with a non-generic nature
 - component code that is “aspect-aware”
- However, switching to tool support is **easy!**
 - aspects have already been extracted and modularized.
 - transforming template-based aspects to code expected by dedicated AOP tools is only mechanical labor

K. Czarnecki, U.W. Eisenecker et. al.: *"Aspektorientierte Programmierung in C++"*, iX – Magazin für professionelle Informationstechnik, 08/09/10, 2001

- A comprehensive analysis of doing AOP with pure C++: what's possible and what not
- <http://www.heise.de/ix/artikel/2001/08/143/>

A. Alexandrescu: *"Modern C++ Design – Generic Programming and Design Patterns Applied"*, Addison-Wesley, C++ in depth series, 2001

- Introduces "policy-based design", a technique for advanced separation of concerns in C++
- Policy-based design tries to achieve somewhat similar goals as AOP does
- <http://www.moderncppdesign.com/>

Other suggestions towards AOP with pure C++:

- **C. Diggins:** *"Aspect Oriented Programming in C++"*
<http://www.heron-language.com/aspect-cpp.html>
- **D. Vollmann:** *"Visibility of Join-Points in AOP and Implementation Languages"*
<http://i44w3.info.uni-karlsruhe.de/~pulvermu/workshops/aosd2002/submissions/vollmann.pdf>

Aspect-Oriented Programming with C++ and AspectC++

AOSD 2005 Tutorial

Part III – Aspect C++



The Simple Queue Class Revisited

```
namespace util {
class Item {
    friend class Queue;
    Item* next;
public:
    Item() : next(0) {}
};

class Queue {
    Item* first;
    Item* last;
public:
    Queue() : first(0), last(0) {}

    void enqueue( Item* item ) {
        printf( " > Queue::enqueue()\n" );
        if( last ) {
            last->next = item;
            last = item;
        } else
            last = first = item;
        printf( " < Queue::enqueue()\n" );
    }

    Item* dequeue() {
        printf( " > Queue::dequeue()\n" );
        Item* res = first;
        if( first == last )
            first = last = 0;
        else
            first = first->next;
        printf( " < Queue::dequeue()\n" );
        return res;
    }
}; // class Queue
} // namespace util
```

© 2005 Daniel Lohmann and Olaf Spinczyk

III/2

Queue: Demanded Extensions

I. Element counting

Please extend the Queue class by an element counter!



II. Errorhandling (signaling of errors by exceptions)

III. Thread safety (synchronization by mutex variables)

Aspect C++

© 2005 Daniel Lohmann and Olaf Spinczyk

III/3

Element counting: The Idea

- Increment a counter variable after each execution of `util::Queue::enqueue()`
- Decrement it after each execution of `util::Queue::dequeue()`

Aspect C++

© 2005 Daniel Lohmann and Olaf Spinczyk

III/4

ElementCounter1



```
aspect ElementCounter {  
    int counter;  
    ElementCounter() {  
        counter = 0;  
    }  
  
    advice execution("% util::Queue::enqueue(...)") : after() {  
        ++counter;  
        printf( " Aspect ElementCounter: # of elements = %d\n", counter );  
    }  
    advice execution("% util::Queue::dequeue(...)") : after() {  
        if( counter > 0 ) --counter;  
        printf( " Aspect ElementCounter: # of elements = %d\n", counter );  
    }  
};
```

ElementCounter1.ah

ElementCounter1 - Elements



```
aspect ElementCounter {  
    int counter;  
    ElementCounter() {  
        counter = 0;  
    }  
  
    advice execution("% util::Queue::enqueue(...)") : after() {  
        ++counter;  
        printf( " Aspect ElementCounter: # of elements = %d\n", counter );  
    }  
    advice execution("% util::Queue::dequeue(...)") : after() {  
        if( counter > 0 ) --counter;  
        printf( " Aspect ElementCounter: # of elements = %d\n", counter );  
    }  
};
```

ElementCounter1.ah

We introduced a new **aspect** named *ElementCounter*.
An aspect starts with the keyword **aspect** and is syntactically much like a class.

ElementCounter1 - Elements



```
aspect ElementCounter {  
    int counter;  
    ElementCounter() {  
        counter = 0;  
    }  
  
    advice execution("% util::Queue::enqueue(...)") : after() {  
        ++counter;  
        printf( " Aspect ElementCounter: # of elements = %d\n", counter );  
    }  
    advice execution("% util::Queue::dequeue(...)") : after() {  
        if( counter > 0 ) --counter;  
        printf( " Aspect ElementCounter: # of elements = %d\n", counter );  
    }  
};
```

ElementCounter1.ah

Like a class, an aspect can define data members, constructors and so on

ElementCounter1 - Elements



```
aspect ElementCounter {  
    int counter;  
    ElementCounter() {  
        counter = 0;  
    }  
  
    advice execution("% util::Queue::enqueue(...)") : after() {  
        ++counter;  
        printf( " Aspect ElementCounter: # of elements = %d\n", counter );  
    }  
    advice execution("% util::Queue::dequeue(...)") : after() {  
        if( counter > 0 ) --counter;  
        printf( " Aspect ElementCounter: # of elements = %d\n", counter );  
    }  
};
```

ElementCounter1.ah

We give **after advice** (= some crosscutting code to be executed after certain control flow positions)

ElementCounter1 - Elements



```
aspect ElementCounter {
    int counter;
    ElementCounter() {
        counter = 0;
    }

    advice execution("% util::Queue::enqueue(...)") : after() {
        ++counter;
        printf( " Aspect ElementCounter: # of elements = %d\n", counter );
    }
    advice execution("% util::Queue::dequeue(...)") : after() {
        if( counter > 0 ) --counter;
        printf( " Aspect ElementCounter: # of elements = %d\n", counter );
    }
};
```

This **pointcut expression** denotes where the advice should be given. (After **execution** of methods that match the pattern)

ElementCounter1.ah

ElementCounter1 - Elements



```
aspect ElementCounter {
    int counter;
    ElementCounter() {
        counter = 0;
    }

    advice execution("% util::Queue::enqueue(...)") : after() {
        ++counter;
        printf( " Aspect ElementCounter: # of elements = %d\n", counter );
    }
    advice execution("% util::Queue::dequeue(...)") : after() {
        if( counter > 0 ) --counter;
        printf( " Aspect ElementCounter: # of elements = %d\n", counter );
    }
};
```

Aspect member elements can be accessed from within the advice body

ElementCounter1.ah

ElementCounter1 - Result



```
int main() {
    util::Queue queue;

    printf("main(): enqueueing an item\n");
    queue.enqueue( new util::Item );

    printf("main(): dequeueing two items\n");
    Util::Item* item;
    item = queue.dequeue();
    item = queue.dequeue();
}
```

main.cc

```
main(): enqueueing an item
> Queue::enqueue(00320FD0)
< Queue::enqueue(00320FD0)
Aspect ElementCounter: # of elements = 1
main(): dequeueing two items
> Queue::dequeue()
< Queue::dequeue() returning 00320FD0
Aspect ElementCounter: # of elements = 0
> Queue::dequeue()
< Queue::dequeue() returning 00000000
Aspect ElementCounter: # of elements = 0
```

<Output>

ElementCounter1 – What's next?



- > The aspect is not the ideal place to store the counter, because it is shared between all Queue instances
- > Ideally, counter becomes a member of Queue
- > In the next step, we
 - move counter into Queue by **introduction**
 - **expose context** about the aspect invocation to access the current Queue instance

ElementCounter2



```
aspect ElementCounter {
private:
  advice "util::Queue" : int counter;
public:

  advice "util::Queue" : int count { return counter; } const

  advice execution("% util::Queue::enqueue(...)")
    && that(queue) : after( util::Queue& queue ) {
    ++queue.counter;
    printf( " Aspect ElementCounter: # of elements = %d\n", queue.count() );
  }
  advice execution("% util::Queue::dequeue(...)")
    && that(queue) : after( util::Queue& queue ) {
    if( queue.count() > 0 ) --queue.counter;
    printf( " Aspect ElementCounter: # of elements = %d\n", queue.count() );
  }
  advice construction("util::Queue")
    && that(queue) : before( util::Queue& queue ) {
    queue.counter = 0;
  }
};
```

ElementCounter2 - Elements



```
aspect ElementCounter {
private:
  advice "util::Queue" : int counter;
public:

  advice "util::Queue" : int count { return
Introduces a new data member counter into all classes denoted by the pointcut "util::Queue"
};
```

ElementCounter2 - Elements



```
aspect ElementCounter {
private:
  advice "util::Queue" : int counter;
public:

  advice "util::Queue" : int count { return counter; } const

  advice execution("% util::Queue::enqueue(...)")
    && that(queue) : after( util::Queue& queue ) {
    ++queue.counter;
    printf( " Aspect ElementCounter: # of elements = %d\n", queue.count() );
  }
  advice execution("% util::Queue::dequeue(...)")
    && that(queue) : after( util::Queue& queue ) {
    if( queue.count() > 0 ) --queue.counter;
    printf( " Aspect ElementCounter: # of elements = %d\n", queue.count() );
  }
  advice construction("util::Queue")
    && that(queue) : before( util::Queue& queue ) {
    queue.counter = 0;
  }
};
```

We also introduce a public method to read the counter

ElementCounter2 - Elements



```
aspect ElementCounter {
private:
  advice "util::Queue" : int counter;
public:

  advice "util::Queue" : int count { return counter; } const

  advice execution("% util::Queue::enqueue(...)")
    && that(queue) : after( util::Queue& queue ) {
    ++queue.counter;
    printf( " Aspect ElementCounter: # of elements = %d\n", queue.count() );
  }
  advice execution("% util::Queue::dequeue(...)")
    && that(queue) : after( util::Queue& queue ) {
    if( queue.count() > 0 ) --queue.counter;
    printf( " Aspect ElementCounter: # of elements = %d\n", queue.count() );
  }
  advice construction("util::Queue")
    && that(queue) : before( util::Queue& queue ) {
    queue.counter = 0;
  }
};
```

A context variable *queue* is bound to *that* (the calling instance). The calling instance has to be an *util::Queue*

ElementCounter2 - Elements



```
aspect ElementCounter {
private:
  advice "util::Queue" : int counter;
public:

  advice "util::Queue" : int count { return counter; } const

  advice execution("% util::Queue::enqueue(...)")
    && that(queue) : after( util::Queue& queue ) {
    ++queue.counter;
    printf( " Aspect ElementCounter: # of elements = %d\n", queue.count() );
  }

  advice execution("% util::Queue::dequeue(...)")
    && that(queue) : after( util::Queue& queue ) {
    if( queue.count() > 0 ) --queue.counter;
    printf( " Aspect ElementCounter: # of elements = %d\n", queue.count() );
  }

  advice construction("util::Queue")
    && that(queue) : before( util::Queue& queue ) {
    queue.counter = 0;
  }
};
```

The context variable *queue* is used to access the calling instance.

ElementCounter2 - Elements



```
aspect ElementCounter {
private:
  advice "util::Queue" : int counter;
public:

  advice "util::Queue" : int count { return counter; } const

  advice execution("% util::Queue::enqueue(...)")
    && that(queue) : after( util::Queue& queue ) {
    ++queue.counter;
    printf( " Aspect ElementCounter: # of elements = %d\n", queue.count() );
  }

  advice execution("% util::Queue::dequeue(...)")
    && that(queue) : after( util::Queue& queue ) {
    if( queue.count() > 0 ) --queue.counter;
    printf( " Aspect ElementCounter: # of elements = %d\n", queue.count() );
  }

  advice construction("util::Queue")
    && that(queue) : before( util::Queue& queue ) {
    queue.counter = 0;
  }
};
```

By giving **construction advice** we ensure that counter gets initialized

ElementCounter2 - Result



```
int main() {
  util::Queue queue;
  printf("main(): Queue contains %d items\n", queue.count());
  printf("main(): enqueueing some items\n");
  queue.enqueue(new util::Item);
  queue.enqueue(new util::Item);
  printf("main(): Queue contains %d items\n", queue.count());
  printf("main(): dequeueing one items\n");
  util::Item* item;
  item = queue.dequeue();
  printf("main(): Queue contains %d items\n", queue.count());
}
```

main.cc

ElementCounter2 - Result



```
int main() {
  util::Queue queue;
  printf("main(): Queue contains %d items\n", queue.count());
  printf("main(): enqueueing some items\n");
  queue.enqueue(new util::Item);
  queue.enqueue(new util::Item);
  printf("main(): Queue contains %d items\n", queue.count());
  printf("main(): dequeueing one items\n");
  util::Item* item;
  item = queue.dequeue();
  printf("main(): Queue contains %d items\n", queue.count());
}
```

main.cc

```
main(): Queue contains 0 items
main(): enqueueing some items
> Queue::enqueue(00320FD0)
< Queue::enqueue(00320FD0)
Aspect ElementCounter: # of elements = 1
> Queue::enqueue(00321000)
< Queue::enqueue(00321000)
Aspect ElementCounter: # of elements = 2
main(): Queue contains 2 items
main(): dequeueing one items
> Queue::dequeue()
< Queue::dequeue() returning 00320FD0
Aspect ElementCounter: # of elements = 1
main(): Queue contains 1 items
```

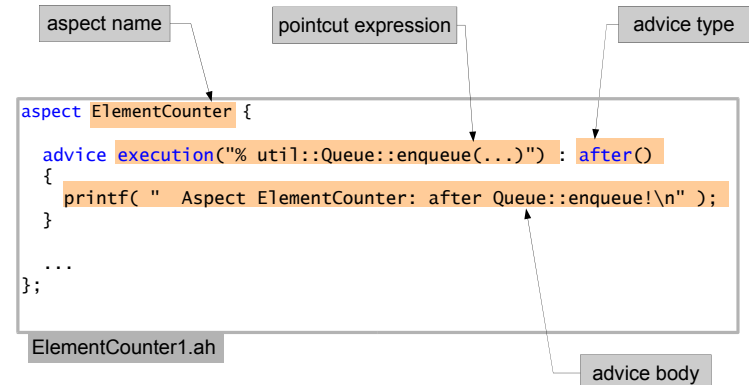
<Output>

ElementCounter – Lessons Learned

You have seen...

- the most important concepts of AspectC++
 - Aspects are introduced with the keyword *aspect*
 - They are much like a class, may contain methods, data members, types, inner classes, etc.
 - Additionally, aspects can give *advice* to be woven in at certain positions (*joinpoints*). Advice can be given to
 - Functions/Methods/Constructors: code to execute (*code advice*)
 - Classes or structs: new elements (*introductions*)
 - Joinpoints are described by *pointcut expressions*
- We will now take a closer look at some of them

Syntactic Elements



Joinpoints

- A **joinpoint** denotes a position to give advice
 - **Code** joinpoint
a point in the **control flow** of a running program, e.g.
 - **execution** of a function
 - **call** of a function
 - **Name** joinpoint
 - a **named C++ program entity** (identifier)
 - class, function, method, type, namespace
- Joinpoints are given by **pointcut expressions**
 - a pointcut expression describes a **set of joinpoints**

Pointcut Expressions

- Pointcut expressions are made from ...
 - **match expressions**, e.g. "% util::queue::enqueue(...)"
 - are matched against C++ program entities → name joinpoints
 - support wildcards
 - **pointcut functions**, e.g. execution(...), call(...), that(...)
 - **execution**: all points in the control flow, where a function is about to be executed → code joinpoints
 - **call**: all points in the control flow, where a function is about to be called → code joinpoints
- Pointcut functions can be combined into expressions
 - using logical connectors: &&, ||, !
 - Example: call("% util::Queue::enqueue(...)") && within("% main(...)")

Advice



Advice to functions

- **before advice**
 - Advice code is executed **before** the original code
 - Advice may read/modify parameter values
- **after advice**
 - Advice code is executed **after** the original code
 - Advice may read/modify return value
- **around advice**
 - Advice code is executed **instead of** the original code
 - Original code may be called explicitly: `tjp->proceed()`

Introductions

- Additional methods, data members, etc. are added to the class
- Can be used to extend the interface of a class

Before / After Advice



with execution joinpoints:

```
advice execution("void ClassA::foo()") : before()
advice execution("void ClassA::foo()") : after()
```

```
class ClassA {
public:
    void foo(){
        printf("ClassA::foo()\n");
    }
}
```

with call joinpoints:

```
advice call ("void ClassA::foo()") : before()
advice call ("void ClassA::foo()") : after()
```

```
int main(){
    printf("main()\n");
    ClassA a;
    a.foo();
}
```

Around Advice



with execution joinpoints:

```
advice execution("void ClassA::foo()") : around()
    before code
tjp->proceed()
    after code
```

```
class ClassA {
public:
    void foo(){
        printf("ClassA::foo()\n");
    }
}
```

with call joinpoints:

```
advice call("void ClassA::foo()") : around()
    before code
tjp->proceed()
    after code
```

```
int main(){
    printf("main()\n");
    ClassA a;
    a.foo();
}
```

Introductions



```
private:
advice "ClassA" : element to introduce
```

```
public:
advice "ClassA" : element to introduce
```

```
class ClassA {
public:
    void foo(){
        printf("ClassA::foo()\n");
    }
}
```

Queue: Demanded Extensions

I. Element counting

II. Errorhandling (signaling of errors by exceptions)

III. Thread safety (synchronization by mutex variables)



I want Queue to throw exceptions!

Errorhandling: The Idea

- We want to check the following constraints:
 - enqueue() is never called with a NULL item
 - dequeue() is never called on an empty queue
- In case of an error an exception should be thrown
- To implement this, we need access to ...
 - the parameter passed to enqueue()
 - the return value returned by dequeue()... from within the advice

ErrorException

```
namespace util {
    struct QueueInvalidItemError {};
    struct QueueEmptyError {};
}

aspect ErrorException {

    advice execution("% util::Queue::enqueue(...)") && args(item)
        : before(util::Item* item) {
        if( item == 0 )
            throw util::QueueInvalidItemError();
        }

    advice execution("% util::Queue::dequeue(...)") && result(item)
        : after(util::Item* item) {
        if( item == 0 )
            throw util::QueueEmptyError();
        }

};
```

ErrorException.ah

ErrorException - Elements

```
namespace util {
    struct QueueInvalidItemError {};
    struct QueueEmptyError {};
}

aspect ErrorException {

    advice execution("% util::Queue::enqueue(...)") && args(item)
        : before(util::Item* item) {
        if( item == 0 )
            throw util::QueueInvalidItemError();
        }

    advice execution("% util::Queue::dequeue(...)") && result(item)
        : after(util::Item* item) {
        if( item == 0 )
            throw util::QueueEmptyError();
        }

};
```

We give advice to be executed *before* enqueue() and *after* dequeue()

ErrorException.ah

ErrorException - Elements



```
namespace util {
  struct QueueInvalidItemError {}
  struct QueueEmptyError {}
}

aspect ErrorException {

  advice execution("% util::Queue::enqueue(...)") && args(item)
  : before(util::Item* item) {
    if( item == 0 )
      throw util::QueueInvalidItemError();
  }

  advice execution("% util::Queue::dequeue(...)") && result(item)
  : after(util::Item* item) {
    if( item == 0 )
      throw util::QueueEmptyError();
  }
};
```

A context variable *item* is bound to the first argument of type *util::Item** passed to the matching methods

ErrorException.ah

Aspect C++

© 2005 Daniel Lohmann and Olaf Spinczyk

III/33

ErrorException - Elements



```
namespace util {
  struct QueueInvalidItemError {}
  struct QueueEmptyError {}
}

aspect ErrorException {

  advice execution("% util::Queue::enqueue(...)") && args(item)
  : before(util::Item* item) {
    if( item == 0 )
      throw util::QueueInvalidItemError();
  }

  advice execution("% util::Queue::dequeue(...)") && result(item)
  : after(util::Item* item) {
    if( item == 0 )
      throw util::QueueEmptyError();
  }
};
```

Here the context variable *item* is bound to the result of type *util::Item** returned by the matching methods

ErrorException.ah

Aspect C++

© 2005 Daniel Lohmann and Olaf Spinczyk

III/34

ErrorException – Lessons Learned



You have seen how to ...

- use different types of advice
 - **before** advice
 - **after** advice
- expose context in the advice body
 - by using **args** to read/modify parameter values
 - by using **result** to read/modify the return value

Aspect C++

© 2005 Daniel Lohmann and Olaf Spinczyk

III/35

Queue: Demanded Extensions



- I. Element counting
- II. Errorhandling
(signaling of errors by exceptions)
- III. Thread safety
(synchronization by mutex variables)

Queue should be thread-safe!



Aspect C++

© 2005 Daniel Lohmann and Olaf Spinczyk

III/36

Thread Safety: The Idea



- Protect enqueue() and dequeue() by a mutex object
- To implement this, we need to
 - introduce a mutex variable into class Queue
 - lock the mutex before the execution of enqueue() / dequeue()
 - unlock the mutex after execution of enqueue() / dequeue()
- The aspect implementation should be exception safe!
 - in case of an exception, pending after advice is not called
 - solution: use around advice

LockingMutex



```
aspect LockingMutex {
  advice "util::Queue" : os::Mutex lock;

  pointcut sync_methods() = "% util::Queue::%queue(...)";

  advice execution(sync_methods()) && that(queue)
  : around( util::Queue& queue ) {
    queue.lock.enter();
    try {
      tjp->proceed();
    }
    catch(...) {
      queue.lock.leave();
      throw;
    }
    queue.lock.leave();
  }
};
```

LockingMutex.ah

LockingMutex - Elements



```
aspect LockingMutex {
  advice "util::Queue" : os::Mutex lock;

  pointcut sync_methods() = "% util::Queue::%queue(...)";

  advice execution(sync_methods()) && that(queue)
  : around( util::Queue& queue ) {
    queue.lock.enter();
    try {
      tjp->proceed();
    }
    catch(...) {
      queue.lock.leave();
      throw;
    }
    queue.lock.leave();
  }
};
```

We introduce a mutex member into class Queue

LockingMutex.ah

LockingMutex - Elements



```
aspect LockingMutex {
  advice "util::Queue" : os::Mutex lock;

  pointcut sync_methods() = "% util::Queue::%queue(...)";

  advice execution(sync_methods()) && that(queue)
  : around( util::Queue& queue ) {
    queue.lock.enter();
    try {
      tjp->proceed();
    }
    catch(...) {
      queue.lock.leave();
      throw;
    }
    queue.lock.leave();
  }
};
```

Pointcuts can be named. *sync_methods* describes all methods that have to be synchronized by the mutex

LockingMutex.ah

LockingMutex - Elements



```
aspect LockingMutex {
  advice "util::Queue" : os::Mutex lock;

  pointcut sync_methods() = "% util::Queue::%queue(...)";

  advice execution(sync_methods()) && that(queue)
  : around( util::Queue& queue ) {
    queue.lock.enter();
    try {
      tjp->proceed();
    }
    catch(...) {
      queue.lock.leave();
      throw;
    }
    queue.lock.leave();
  }
};
```

`sync_methods` is used to give around advice to the execution of the methods

LockingMutex.ah

Aspect C++

© 2005 Daniel Lohmann and Olaf Spinczyk

III/41

LockingMutex - Elements



```
aspect LockingMutex {
  advice "util::Queue" : os::Mutex lock;

  pointcut sync_methods() = "% util::Queue::%queue(...)";

  advice execution(sync_methods()) && that(queue)
  : around( util::Queue& queue ) {
    queue.lock.enter();
    try {
      tjp->proceed();
    }
    catch(...) {
      queue.lock.leave();
      throw;
    }
    queue.lock.leave();
  }
};
```

By calling `tjp->proceed()` the original method is executed

LockingMutex.ah

Aspect C++

© 2005 Daniel Lohmann and Olaf Spinczyk

III/42

LockingMutex – Lessons Learned



You have seen how to ...

- > use named pointcuts
 - to increase readability of pointcut expressions
 - to reuse pointcut expressions
- > use around advice
 - to deal with exception safety
 - to explicit invoke (or don't invoke) the original code by calling `tjp->proceed()`
- > use wildcards in match expressions
 - "% util::Queue::%queue(...)" matches both `enqueue()` and `dequeue()`

Aspect C++

© 2005 Daniel Lohmann and Olaf Spinczyk

III/43

Queue: A new Requirement



- I. Element counting
- II. Errorhandling (signaling of errors by exceptions)
- III. Thread safety (synchronization by mutex variables)
- IV. Interrupt safety (synchronization on interrupt level)

We need Queue to be synchronized on interrupt level!



Aspect C++

© 2005 Daniel Lohmann and Olaf Spinczyk

III/44

Interrupt Safety: The Idea



- Scenario
 - Queue is used to transport objects between kernel code (interrupt handlers) and application code
 - If application code accesses the queue, interrupts must be disabled first
 - If kernel code accesses the queue, interrupts must not be disabled
- To implement this, we need to distinguish
 - if the call is made from kernel code, or
 - if the call is made from application code

LockingIRQ1



```
aspect LockingIRQ {  
  
    pointcut sync_methods() = "% util::Queue::%queue(...)";  
    pointcut kernel_code() = "% kernel::%(...)";  
  
    advice call(sync_methods()) && !within(kernel_code()) : around() {  
        os::disable_int();  
        try {  
            tjp->proceed();  
        }  
        catch(...) {  
            os::enable_int();  
            throw;  
        }  
        os::enable_int();  
    }  
};
```

LockingIRQ1.ah

LockingIRQ1 – Elements



```
aspect LockingIRQ {  
  
    pointcut sync_methods() = "% util::Queue::%queue(...)";  
    pointcut kernel_code() = "% kernel::%(...)";  
  
    advice call(sync_methods()) && !within(kernel_code()) : around() {  
        os::disable_int();  
        try {  
            tjp->proceed();  
        }  
        catch(...) {  
            os::enable_int();  
            throw;  
        }  
        os::enable_int();  
    }  
};
```

We define two pointcuts. One for the methods to be synchronized and one for all kernel functions

LockingIRQ1.ah

LockingIRQ1 – Elements



```
aspect LockingIRQ {  
  
    pointcut sync_methods() = "% util::Queue::%queue(...)";  
    pointcut kernel_code() = "% kernel::%(...)";  
  
    advice call(sync_methods()) && !within(kernel_code()) : around() {  
        os::disable_int();  
        try {  
            tjp->proceed();  
        }  
        catch(...) {  
            os::enable_int();  
            throw;  
        }  
        os::enable_int();  
    }  
};
```

This pointcut expression matches any call to a *sync_method* that is **not** done from *kernel_code*

LockingIRQ1.ah

LockingIRQ1 – Result



```

util::Queue queue;
void do_something() {
    printf("do_something()\n");
    queue.enqueue( new util::Item );
}
namespace kernel {
    void irq_handler() {
        printf("kernel::irq_handler()\n");
        queue.enqueue(new util::Item);
        do_something();
    }
}
int main() {
    printf("main()\n");
    queue.enqueue(new util::Item);
    kernel::irq_handler(); // irq
    printf("back in main()\n");
    queue.dequeue();
}
    
```

```

main()
os::disable_int()
> Queue::enqueue(00320FD0)
< Queue::enqueue()
os::enable_int()
kernel::irq_handler()
> Queue::enqueue(00321030)
< Queue::enqueue()
do_something()
os::disable_int()
> Queue::enqueue(00321060)
< Queue::enqueue()
os::enable_int()
back in main()
os::disable_int()
> Queue::dequeue()
< Queue::dequeue() returning 00320FD0
os::enable_int()
    
```

main.cc

Aspect C++

© 2005 Daniel Lohmann and Olaf Spiczky

III/49

LockingIRQ1 – Problem



```

util::Queue queue;
void do_something() {
    printf("do_something()\n");
    queue.enqueue( new util::Item );
}
namespace kernel {
    void irq_handler() {
        printf("kernel::irq_handler()\n");
        queue.enqueue(new util::Item);
        do_something();
    }
}
int main() {
    printf("main()\n");
    queue.enqueue(new util::Item);
    kernel::irq_handler(); // irq
    printf("back in main()\n");
    queue.dequeue();
}
    
```

```

main()
os::disable_int()
> Queue::enqueue()
os::enable_int()
kernel::irq_handler()
> Queue::enqueue(00321030)
< Queue::enqueue()
do_something()
os::disable_int()
> Queue::enqueue(00321060)
< Queue::enqueue()
os::enable_int()
back in main()
os::disable_int()
> Queue::dequeue()
< Queue::dequeue() returning 00320FD0
os::enable_int()
    
```

The pointcut `within(kernel_code)` does not match any indirect calls to `sync_methods`

main.cc

Aspect C++

© 2005 Daniel Lohmann and Olaf Spiczky

III/50

LockingIRQ2



```

aspect LockingIRQ {
    pointcut sync_methods() = "% util::Queue::%queue(...)";
    pointcut kernel_code() = "% kernel::%(...)";

    advice execution(sync_methods())
    && !cflow(execution(kernel_code())) : around() {
        os::disable_int();
        try {
            tjp->proceed();
        }
        catch(...) {
            os::enable_int();
            throw;
        }
        os::enable_int();
    }
};
    
```

Solution
Using the `cflow` pointcut function

LockingIRQ2.ah

Aspect C++

© 2005 Daniel Lohmann and Olaf Spiczky

III/51

LockingIRQ2 – Elements



```

aspect LockingIRQ {
    pointcut sync_methods() = "% util::Queue::%queue(...)";
    pointcut kernel_code() = "% kernel::%(...)";

    advice execution(sync_methods())
    && !cflow(execution(kernel_code())) : around() {
        os::disable_int();
        try {
            tjp->proceed();
        }
        catch(...) {
            os::enable_int();
            throw;
        }
        os::enable_int();
    }
};
    
```

This pointcut expression matches the execution of `sync_methods` if no `kernel_code` is on the call stack. `cflow` checks the call stack (control flow) at runtime.

LockingIRQ2.ah

Aspect C++

© 2005 Daniel Lohmann and Olaf Spiczky

III/52

LockingIRQ2 – Result



```
util::Queue queue;
void do_something() {
    printf("do_something()\n");
    queue.enqueue( new util::Item );
}
namespace kernel {
    void irq_handler() {
        printf("kernel::irq_handler()\n");
        queue.enqueue(new util::Item);
        do_something();
    }
}
int main() {
    printf("main()\n");
    queue.enqueue(new util::Item);
    kernel::irq_handler(); // irq
    printf("back in main()\n");
    queue.dequeue();
}
main.cc
```

```
main()
os::disable_int()
> Queue::enqueue(00320FD0)
< Queue::enqueue()
os::enable_int()
kernel::irq_handler()
> Queue::enqueue(00321030)
< Queue::enqueue()
do_something()
> Queue::enqueue(00321060)
< Queue::enqueue()
back in main()
os::disable_int()
> Queue::dequeue()
< Queue::dequeue() returning 00320FD0
os::enable_int()
```

Aspect C++

© 2005 Daniel Lohmann and Olaf Spinczyk

<Output>

III/53

LockingIRQ – Lessons Learned



You have seen how to ...

- restrict advice invocation to a specific calling context
- use the within(...) and cflow(...) pointcut functions
 - **within** is evaluated at **compile time** and returns all code joinpoints of a class' or namespaces lexical scope
 - **cflow** is evaluated at **runtime** and returns all joinpoints where the control flow is below a specific code joinpoint

Aspect C++

© 2005 Daniel Lohmann and Olaf Spinczyk

III/54

AspectC++: A First Summary



- The Queue example has presented the most important features of the AspectC++ language
 - aspect, advice, joinpoint, pointcut expression, pointcut function, ...
- Additionally, AspectC++ provides some more advanced concepts and features
 - to increase the expressive power of aspectual code
 - to write broadly reusable aspects
 - to deal with aspect interdependence and ordering
- In the following, we give a short overview on these advanced language elements

Aspect C++

© 2005 Daniel Lohmann and Olaf Spinczyk

III/55

AspectC++: Advanced Concepts



- Join Point API
 - provides a uniform interface to the aspect invocation context, both at runtime and compile-time
- Abstract Aspects and Aspect Inheritance
 - comparable to class inheritance, aspect inheritance allows to reuse parts of an aspect and overwrite other parts
- Generic Advice
 - exploits static type information in advice code
- Aspect Ordering
 - allows to specify the invocation order of multiple aspects
- Aspect Instantiation
 - allows to implement user-defined aspect instantiation models

Aspect C++

© 2005 Daniel Lohmann and Olaf Spinczyk

III/56

The Joinpoint API



- Inside an advice body, the current joinpoint context is available via the **implicitly passed tjp** variable:

```
advice ... {
    struct JoinPoint {
        ...
    } *tjp;    // implicitly available in advice code
    ...
}
```

- You have already seen how to use **tjp**, to ...
 - execute the original code in around advice with **tjp->proceed()**
- The joinpoint API provides a rich interface
 - to expose context **independently** of the aspect target
 - this is especially useful in writing **reusable aspect code**

The Join Point API (Excerpt)



Types (compile-time)

```
// object type (initiator)
That
// object type (receiver)
Target
// result type of the affected function
Result
// type of the i'th argument of the affected
// function (with 0 <= i < ARGES)
Arg<i>::Type
Arg<i>::ReferredType
```

Consts (compile-time)

```
// number of arguments
ARGES
// unique numeric identifier for this join point
JPID
// numeric identifier for the type of this join
// point (AC::CALL, AC::EXECUTION, ...)
JPTYPE
```

Values (runtime)

```
// pointer to the object initiating a call
That* that()
// pointer to the object that is target of a call
Target* target()
// pointer to the result value
Result* result()
// typed pointer the i'th argument value of a
// function call (compile-time index)
Arg<i>::ReferredType* arg()
// pointer the i'th argument value of a
// function call (runtime index)
void* arg( int i )
// textual representation of the joinpoint
// (function/class name, parameter types...)
static const char* signature()
// executes the original joinpoint code
// in an around advice
void proceed()
// returns the runtime action object
AC::Action& action()
```

Abstract Aspects and Inheritance



- Aspects can inherit from other aspects...
 - Reuse aspect definitions
 - Override methods and pointcuts
- Pointcuts can be pure virtual
 - Postpone the concrete definition to derived aspects
 - An aspect with a pure virtual pointcut is called **abstract aspect**
- Common usage: Reusable aspect implementations
 - Abstract aspect defines advice code, but pure virtual pointcuts
 - Aspect code uses the joinpoint API to expose context
 - Concrete aspect inherits the advice code and overrides pointcuts

Abstract Aspects and Inheritance



```
#include "mutex.h"
aspect LockingA {
    pointcut virtual sync_classes() = 0;
    pointcut virtual sync_methods() = 0;

    advice sync_classes() : os::Mutex lock;

    advice execution(sync_methods()) : around() {
        tjp->that()->lock.enter();
        try {
            tjp->proceed();
        }
        catch(...) {
            tjp->that()->lock.leave();
            throw;
        }
        tjp->that()->lock.leave();
    }
};
```

LockingA.ah

```
#include "LockingA.ah"
aspect LockingQueue : public LockingA {
    pointcut sync_classes() =
        "util::Queue";
    pointcut sync_methods() =
        "% util::Queue::%queue(...)";
};
```

LockingQueue.ah

The abstract locking aspect declares two **pure virtual pointcuts** and uses the **joinpoint API** for a context-independent advice implementation.

Abstract Aspects and Inheritance

```
#include "mutex.h"
aspect LockingA {
  pointcut virtual sync_classes() = 0;
  pointcut virtual sync_methods() = 0;

  advice sync_classes() : os::Mutex lock;

  advice execution(sync_methods()) : around() {
    tjp->that()->lock.enter();
    try {
      tjp->proceed();
    }
    catch(...) {
      tjp->that()->lock.leave();
      throw;
    }
    tjp->that()->lock.leave();
  }
};
```

The concrete locking aspect **derives** from the abstract aspect and **overrides** the pointcuts.

```
#include "LockingA.ah"
aspect LockingQueue : public LockingA {
  pointcut sync_classes() =
    "util::Queue";
  pointcut sync_methods() =
    "% util::Queue::%queue(...)";
};
```

LockingA.ah

LockingQueue.ah

© 2005 Daniel Lohmann and Olaf Spinczyk

III/61

Generic Advice

Uses static JP-specific type information in advice code

- in combination with C++ overloading
- to instantiate C++ templates and template meta-programs

```
aspect TraceService {
  advice call(...) : after() {
    ...
    cout << *tjp->result();
  }
};
```

... operator <<(..., int)

... operator <<(..., long)

... operator <<(..., bool)

... operator <<(..., Foo)

Aspect C++

© 2005 Daniel Lohmann and Olaf Spinczyk

III/62

Generic Advice

Uses static JP-specific type information in advice code

- in combination with C++ overloading

Resolves to the **statically typed** return value of template meta-programs

- no runtime type checks are needed
- unhandled types are detected at compile-time
- functions can be inlined

```
aspect TraceService {
  advice call(...) : after() {
    ...
    cout << *tjp->result();
  }
};
```

... operator <<(..., int)

... operator <<(..., long)

... operator <<(..., bool)

... operator <<(..., Foo)

Aspect C++

© 2005 Daniel Lohmann and Olaf Spinczyk

III/63

Aspect Ordering

- > Aspects should be independent of other aspects
 - However, sometimes inter-aspect dependencies are unavoidable
 - Example: Locking should be activated before any other aspects

> Order advice

- The aspect order can be defined by **order advice**
- Different aspect orders can be defined for different pointcuts

> Example

```
advice "% util::Queue::%queue(...)"
  : order( "LockingIRQ", "% " && !"LockingIRQ" );
```

Aspect C++

© 2005 Daniel Lohmann and Olaf Spinczyk

III/64

Aspect Instantiation



- > Aspects are singletons by default
 - **aspectof()** returns pointer to the one-and-only aspect instance
- > By overriding **aspectof()** this can be changed
 - e.g. one instance per client or one instance per thread

```
aspect MyAspect {  
    // ...  
    static MyAspect* aspectof() {  
        static __declspec(thread) MyAspect* theAspect;  
        if( theAspect == 0 )  
            theAspect = new MyAspect;  
        return theAspect;  
    }  
};
```

MyAspect.ah

Example of an user-defined **aspectof()** implementation for per-thread aspect instantiation by using thread-local storage.

(Visual C++)

Summary



- > AspectC++ facilitates AOP with C++
 - AspectJ-like syntax and semantics
- > Full obliviousness and quantification
 - aspect code is given by **advice**
 - joinpoints are given declaratively by **pointcuts**
 - implementation of crosscutting concerns is fully encapsulated in **aspects**
- > Good support for reusable and generic aspect code
 - **aspect inheritance** and **virtual pointcuts**
 - rich **joinpoint API**

And what about tool support?

Aspect-Oriented Programming with C++ and AspectC++

AOSD 2005 Tutorial

Part IV – Tool Support



Overview



- ac++ compiler
 - open source and base of the other presented tools
- ag++ wrapper
 - easy to use wrapper around g++ for make-based projects
- AspectC++ Add-In for Microsoft® Visual Studio®
 - commercial product by pure-systems GmbH
- AspectC++ plugin for Eclipse®
 - sophisticated environment for AspectC++ development

➔ demonstration with the **tutorial CD**

Tool Support

© 2005 Daniel Lohmann and Olaf Spinczyk

IV/2

About ac++



- Available from **www.aspectc.org**
 - Linux, Win32, Solaris, MacOS X binaries + source (GPL)
 - documentation: Compiler Manual, Language Reference, ...
- Transforms AspectC++ to C++ code
 - machine code is created by the back-end (cross-)compiler
 - supports g++ and Visual C++ specific language extensions
- Current version: 1.0
 - stable
 - (almost) feature-complete
 - no optimizations for compilation speed, yet

Tool Support

© 2005 Daniel Lohmann and Olaf Spinczyk

IV/3

Aspect Transformation



```
aspect Transform {
  advice call("% foo()") : before() {
    printf("before foo call\n");
  }
  advice execution("% C::%()") : after()
  {
    printf(tjp->signature ());
  }
};
```

Transform.ah

```
class Transform {
  static Transform __instance;
  // ...
  void __a0_before () {
    printf ("before foo call\n");
  }
  template<class JoinPoint>
  void __a1_after (JoinPoint *tjp) {
    printf (tjp->signature ());
  }
};
```

Transform.ah'

Tool Support

© 2005 Daniel Lohmann and Olaf Spinczyk

IV/4

Aspect Transformation



```
aspect Transform {
  advice call("% foo()") : before() {
    printf("before foo call\n");
  }
  advice execution("% C::%()") : after()
  {
    printf(tjpp->signature ());
  }
};
```

Aspects are transformed into **ordinary classes**

```
class Transform {
  static Transform __instance;
  // ...
  void __a0_before () {
    printf ("before foo call\n");
  }
  template<class JoinPoint>
  void __a1_after (JoinPoint *tjpp) {
    printf (tjpp->signature ());
  }
};
```

Transform.ah' → Transform.ah'

Tool Support

© 2005 Daniel Lohmann and Olaf Spiczky

IV/5

Aspect Transformation



```
aspect Transform {
  advice call("% foo()") : before() {
    printf("before foo call\n");
  }
  advice execution("% C::%()") : after()
  {
    printf(tjpp->signature ());
  }
};
```

One global aspect **instance** is created by default

```
class Transform {
  static Transform __instance;
  // ...
  void __a0_before () {
    printf ("before foo call\n");
  }
  template<class JoinPoint>
  void __a1_after (JoinPoint *tjpp) {
    printf (tjpp->signature ());
  }
};
```

Transform.ah' → Transform.ah'

Tool Support

© 2005 Daniel Lohmann and Olaf Spiczky

IV/6

Aspect Transformation



```
aspect Transform {
  advice call("% foo()") : before() {
    printf("before foo call\n");
  }
  advice execution("% C::%()") : after()
  {
    printf(tjpp->signature ());
  }
};
```

Advice becomes a **member function**

```
class Transform {
  static Transform __instance;
  // ...
  void __a0_before () {
    printf ("before foo call\n");
  }
  template<class JoinPoint>
  void __a1_after (JoinPoint *tjpp) {
    printf (tjpp->signature ());
  }
};
```

Transform.ah' → Transform.ah'

Tool Support

© 2005 Daniel Lohmann and Olaf Spiczky

IV/7

Aspect Transformation



```
aspect Transform {
  advice call("% foo()") : before() {
    printf("before foo call\n");
  }
  advice execution("% C::%()") : after()
  {
    printf(tjpp->signature ());
  }
};
```

"Generic Advice" becomes a **template member function**

```
class Transform {
  static Transform __instance;
  // ...
  void __a0_before () {
    printf ("before foo call\n");
  }
  template<class JoinPoint>
  void __a1_after (JoinPoint *tjpp) {
    printf (tjpp->signature ());
  }
};
```


Transform.ah' → Transform.ah'

Tool Support

© 2005 Daniel Lohmann and Olaf Spiczky

IV/8

Joinpoint Transformation




```
int main() {
    foo();
    return 0;
}
main.cc
```

→

```
int main() {
    struct __call_main_0_0 {
        static inline void invoke () {
            AC::..._a0_before ();
            ::foo();
        }
    };
    __call_main_0_0::invoke ();
    return 0;
}
main.cc'
```

Tool Support © 2005 Daniel Lohmann and Olaf Spinczyk IV/9

Joinpoint Transformation



```
int main() {
    foo();
    return 0;
}
main.cc
```


the function call is replaced by a call to a wrapper function

→

```
int main() {
    struct __call_main_0_0 {
        static inline void invoke () {
            AC::..._a0_before ();
            ::foo();
        }
    };
    __call_main_0_0::invoke ();
    return 0;
}
main.cc'
```

Tool Support © 2005 Daniel Lohmann and Olaf Spinczyk IV/10

Joinpoint Transformation



```
int main() {
    foo();
    return 0;
}
main.cc
```


a local class invokes the advice code for this joinpoint

→

```
int main() {
    struct __call_main_0_0 {
        static inline void invoke () {
            AC::..._a0_before ();
            ::foo();
        }
    };
    __call_main_0_0::invoke ();
    return 0;
}
main.cc'
```

Tool Support © 2005 Daniel Lohmann and Olaf Spinczyk IV/11

Translation Modes



- > Whole Program Transformation-Mode
 - e.g. `ac++ -p src -d gen -e cpp -Iinc -DDEBUG`
 - transforms whole directory trees
 - generates manipulated headers, e.g. for libraries
 - can be chained with other whole program transformation tools
- > Single Translation Unit-Mode
 - e.g. `ac++ -c a.cc -o a-gen.cc -p .`
 - easier integration into build processes

Tool Support © 2005 Daniel Lohmann and Olaf Spinczyk IV/12

Tool Demos



- AspectC++ Add-In for Microsoft® Visual Studio®
 - by pure-systems GmbH (www.pure-systems.com)
- AspectC++ plugin for Eclipse®
 - sophisticated environment for AspectC++ development

Summary



- Tool support for AspectC++ programming is based on the ac++ command line compiler
 - full “obliviousness and quantification”
 - delegates the binary code generation to your favorite compiler
- Commercial and a non-commercial IDE integration is available
 - Microsoft® Visual Studio®
 - Eclipse®

Aspect-Oriented Programming with C++ and AspectC++

AOSD 2004 Tutorial

Part V – Examples



AspectC++ in Practice - Examples

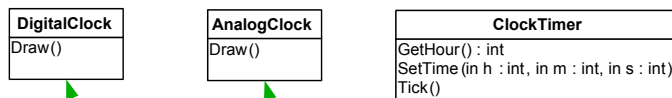


- **Applying the observer protocol**
 - Example: a typical scenario for the widely used observer pattern
 - Problem: implementing observer requires several design and code transformations
- **Errorhandling in legacy code**
 - Example: a typical Win32 application
 - Problem: errorhandling often “forgotten” as too much of a bother
- **Product line development**
 - Example: an embedded weather station software family
 - Problem: optional crosscutting concerns in optional components (a typical case for the #ifdef hell)

Examples

V/2

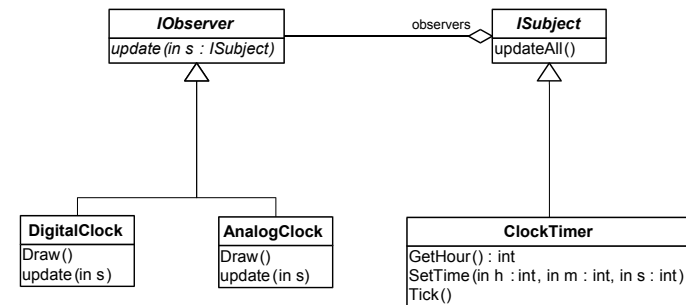
Observer Pattern: Scenario



Examples

V/3

Observer Pattern: Implementation



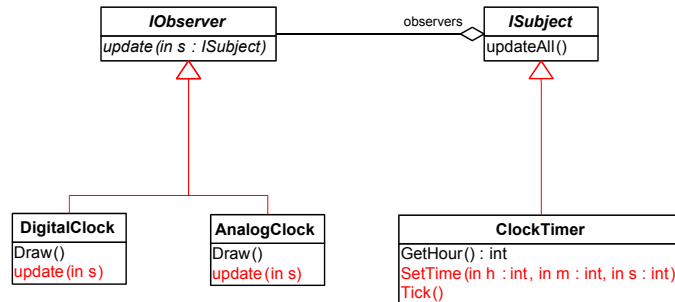
Examples

V/4

Observer Pattern: Problem



The 'Observer Protocol' Concern...



...crosscuts the module structure

Examples

V/5

Solution: Generic Observer Aspect



```

aspect ObserverPattern {
    ...
public:
    struct ISubject {};
    struct IObserver {
        virtual void update (ISubject *) = 0;
    };
    pointcut virtual observers() = 0;
    pointcut virtual subjects() = 0;
    pointcut virtual subjectChange() = execution( "% ..::%(...)"
        && !" % ..::%(...) const" ) && within( subjects() );
    advice observers () : baseclass( IObserver );
    advice subjects() : baseclass( ISubject );
    advice subjectChange() : after () {
        ISubject* subject = tjp->that();
        updateObservers( subject );
    }
    void updateObservers( ISubject* subject ) { ... }
    void addObserver( ISubject* subject, IObserver* observer ) { ... }
    void remObserver( ISubject* subject, IObserver* observer ) { ... }
};
    
```

V/6

Solution: Generic Observer Aspect



```

aspect ObserverPattern {
    ...
public:
    struct ISubject {};
    struct IObserver {
        virtual void update (ISubject *) = 0;
    };
    pointcut virtual observers() = 0;
    pointcut virtual subjects() = 0;
    pointcut virtual subjectChange() = execution( "% ..::%(...)"
        && !" % ..::%(...) const" ) && within( subjects() );
    advice observers () : baseclass( IObserver );
    advice subjects() : baseclass( ISubject );
    advice subjectChange() : after () {
        ISubject* subject = tjp->that();
        updateObservers( subject );
    }
    void updateObservers( ISubject* subject ) { ... }
    void addObserver( ISubject* subject, IObserver* observer ) { ... }
    void remObserver( ISubject* subject, IObserver* observer ) { ... }
};
    
```

Interfaces for the subject/observer roles

V/7

Solution: Generic Observer Aspect



```

aspect ObserverPattern {
    ...
public:
    struct ISubject {};
    struct IObserver {
        virtual void update (ISubject *) = 0;
    };
    pointcut virtual observers() = 0;
    pointcut virtual subjects() = 0;
    pointcut virtual subjectChange() = execution( "% ..::%(...)"
        && !" % ..::%(...) const" ) && within( subjects() );
    advice observers () : baseclass( IObserver );
    advice subjects() : baseclass( ISubject );
    advice subjectChange() : after () {
        ISubject* subject = tjp->that();
        updateObservers( subject );
    }
    void updateObservers( ISubject* subject ) { ... }
    void addObserver( ISubject* subject, IObserver* observer ) { ... }
    void remObserver( ISubject* subject, IObserver* observer ) { ... }
};
    
```

abstract pointcuts that define subjects/observers (need to be overridden by a derived aspect)

V/8

Solution: Generic Observer Aspect



```

aspect ObserverPattern {
    ...
public:
    struct ISubject {};
    struct IObserver {
        virtual void update (ISubject *) = 0;
    };
    pointcut virtual observers() = 0;
    pointcut virtual subjects() = 0;
    pointcut virtual subjectChange() = execution( "% ..::%(...)"
        && !" % ..::%(...) const" ) && within( subjects() );
    advice observers () : baseclass( IObserver );
    advice subjects() : baseclass( ISubject );
    advice subjectChange() : after () {
        ISubject* subject = tjp->that();
        updateObservers( subject );
    }
    void updateObservers( ISubject* subject ) { ... }
    void addObserver( ISubject* subject, IObserver* observer ) { ... }
    void removeObserver( ISubject* subject, IObserver* observer ) { ... }
};
    
```

virtual pointcut defining all state-changing methods.

(Defaults to the execution of any non-const method in subjects)

V/9

Solution: Generic Observer Aspect



```

aspect ObserverPattern {
    ...
public:
    struct ISubject {};
    struct IObserver {
        virtual void update (ISubject *) = 0;
    };
    pointcut virtual observers() = 0;
    pointcut virtual subjects() = 0;
    pointcut virtual subjectChange() = execution( "% ..::%(...)"
        && !" % ..::%(...) const" ) && within( subjects() );
    advice observers () : baseclass( IObserver );
    advice subjects() : baseclass( ISubject );
    advice subjectChange() : after () {
        ISubject* subject = tjp->that();
        updateObservers( subject );
    }
    void updateObservers( ISubject* subject ) { ... }
    void addObserver( ISubject* subject, IObserver* observer ) { ... }
    void removeObserver( ISubject* subject, IObserver* observer ) { ... }
};
    
```

Introduction of the role interface as additional baseclass into subjects / observers

V/10

Solution: Generic Observer Aspect



```

aspect ObserverPattern {
    ...
public:
    struct ISubject {};
    struct IObserver {
        virtual void update (ISubject *) = 0;
    };
    pointcut virtual observers() = 0;
    pointcut virtual subjects() = 0;
    pointcut virtual subjectChange() = execution( "% ..::%(...)"
        && !" % ..::%(...) const" ) && within( subjects() );
    advice observers () : baseclass( IObserver );
    advice subjects() : baseclass( ISubject );
    advice subjectChange() : after () {
        ISubject* subject = tjp->that();
        updateObservers( subject );
    }
    void updateObservers( ISubject* subject ) { ... }
    void addObserver( ISubject* subject, IObserver* observer ) { ... }
    void removeObserver( ISubject* subject, IObserver* observer ) { ... }
};
    
```

After advice to update observers after execution of a state-changing method

V/11

Solution: Putting Everything Together



Applying the Generic Observer Aspect to the clock example

```

aspect ClockObserver : public ObserverPattern {
    // define the participants
    pointcut subjects() = "ClockTimer";
    pointcut observers() = "DigitalClock"|"AnalogClock";
public:
    // define what to do in case of a notification
    advice observers() : void update( ObserverPattern::ISubject* s ) {
        Draw();
    }
};
    
```

Examples

V/12

Observer Pattern: Conclusions



- Applying the observer protocol is now very easy!
 - all necessary transformations are performed by the generic aspect
 - programmer just needs to define participants and behaviour
 - multiple subject/observer relationships can be defined
- More reusable and less error-prone component code
 - observer no longer “hard coded” into the desing and code
 - no more forgotten calls to update() in subject classes
- Full source code on Tutorial CD

Examples

V/13

Errorhandling in Legacy Code: Scenario



```
LRESULT WINAPI WndProc( HWND hWnd, UINT nMsg, WPARAM wParam, LPARAM lParam ) {
    HDC dc = NULL; PAINTSTRUCT ps = {0};

    switch( nMsg ) {
    case WM_PAINT:
        dc = BeginPaint( hWnd, &ps );
        ...
        EndPaint( hWnd, &ps );
        break;
    ...
    }

    int WINAPI WinMain( ... ) {
        HANDLE hConfigFile = CreateFile( "example.config", GENERIC_READ, ... );

        WNDCLASS wc = {0, WndProc, 0, 0, ... , "Example_Class"};
        RegisterClass( &wc );
        HWND hWndMain = CreateWindowEx( 0, "Example_Class", "Example", ... );
        UpdateWindow( hWndMain );

        MSG msg;
        while( GetMessage( &msg, NULL, 0, 0 ) ) {
            TranslateMessage( &msg );
            DispatchMessage( &msg );
        }
        return 0;
    }
}
```

A typical Win32 application

V/14

Errorhandling in Legacy Code: Scenario



```
LRESULT WINAPI WndProc( HWND hWnd, UINT nMsg, WPARAM wParam, LPARAM lParam ) {
    HDC dc = NULL; PAINTSTRUCT ps = {0};

    switch( nMsg ) {
    case WM_PAINT:
        dc = BeginPaint( hWnd, &ps );
        ...
        EndPaint( hWnd, &ps );
        break;
    ...
    }

    int WINAPI WinMain( ... ) {
        HANDLE hConfigFile = CreateFile( "example.config", GENERIC_READ, ... );

        WNDCLASS wc = {0, WndProc, 0, 0, ... , "Example_Class"};
        RegisterClass( &wc );
        HWND hWndMain = CreateWindowEx( 0, "Example_Class", "Example", ... );
        UpdateWindow( hWndMain );

        MSG msg;
        while( GetMessage( &msg, NULL, 0, 0 ) ) {
            TranslateMessage( &msg );
            DispatchMessage( &msg );
        }
        return 0;
    }
}
```

These Win32 API functions may fail!

V/15

Win32 Errorhandling: Goals



- Detect failed calls of Win32 API functions
 - by giving advice for any call to a Win32 function
- Throw a *helpful* exception in case of a failure
 - describing the exact circumstances and reason of the failure

Problem: Win32 failures are indicated by a “magic” return value

- magic value to compare against depends on the **return type** of the function
- error reason (GetLastError()) only valid in case of a failure

return type	magic value
BOOL	FALSE
ATOM	(ATOM) 0
HANDLE	INVALID_HANDLE_VALUE or NULL
HWND	NULL

Examples

V/16

Detecting the failure: Generic Advice



```

advice call(win32API ()) :
after () {
  if (isError (*tjp->result()))
    // throw an exception
}
    
```

```

bool isError(ATOM);
bool isError(BOOL);
bool isError(HANDLE);
bool isError(HWND);
...
    
```

Examples

V/17

Describing the failure: Generative Advice



```

template <int I> struct ArgPrinter {
  template <class JP> static void work (JP &tjp, ostream &s) {
    ArgPrinter<I-1>::work (tjp, s);
    s << ", " << *tjp.template arg<I-1>();
  }
};
    
```

```

advice call(win32API ()) : after () {
  // throw an exception
  ostream s;
  DWORD code = GetLastError();
  s << "WIN32 ERROR " << code << ...
    << win32::GetErrorText( code ) << ... <<
    << tjp->signature() << "WITH: " << ...;
  ArgPrinter<JoinPoint::ARGS>::work (*tjp, s);

  throw win32::Exception( s.str() );
}
    
```

Examples

V/18

Reporting the Error



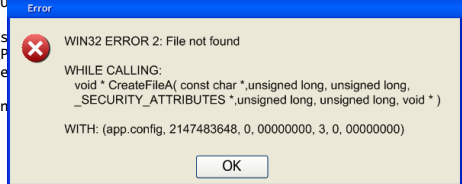
```

LRESULT WINAPI WndProc( HWND hWnd, UINT nMsg, WPARAM wParam, LPARAM lParam ) {
  HDC dc = NU
  switch( nMs
  case WM_P
  dc = Be
  ...
  EndPain
  break;
  ...
}
}

int WINAPI WinMain( ... ) {
  HANDLE hConfigFile = CreateFile( "example.config", GENERIC_READ, ... );

  WNDCLASS wc = {0, WndProc, 0, 0, ... , "Example_Class"};
  RegisterClass( &wc );
  HWND hWndMain = CreateWindowEx( 0, "Example_Class", "Example", ... );
  UpdateWindow( hWndMain );

  MSG msg;
  while( GetMessage( &msg, NULL, 0, 0 ) ) {
    TranslateMessage( &msg );
    DispatchMessage( &msg );
  }
  return 0;
}
    
```



V/19

Errorhandling in Legacy Code: Conclusions



- Easy to apply errorhandling for Win32 applications
 - previously undetected failures are reported by exceptions
 - rich context information is provided
- Uses advanced AspectC++ techniques
 - error detection by generic advice
 - context propagation by generative advice
- Full source code on tutorial CD

Examples

V/20

Aspect-Oriented Programming with C++ and AspectC++

AOSD 2005 Tutorial

Part VI – Summary



Pros and Cons



AOP with pure C++

- + no special tool required
- requires in-depth understanding of C++ templates
- lack of “obliviousness”
the component code has to be aspect-aware
- lack of “quantification”
no pointcut concept, no match expressions

AspectC++

- + the ac++ compiler transforms AspectC++ into C++
- + various supported joinpoint types, e.g. execution and calls
- + built-in support for advanced AOP concepts:
cflow, joinpoint-API
- longer compilation times

Summary

© 2005 Daniel Lohmann and Olaf Spinczyk

VI-2

Summary – This Tutorial ...



- showed basic techniques for AOP with pure C++
 - using templates to program generic wrapper code
 - using action classes to encapsulate the “proceed-code”
 - using namespaces to substitute types transparently
- introduced the AspectC++ language extension for C++
 - AspectJ-like language extension
 - ac++ transforms AspectC++ into C++
 - supports AOP even in resource constrained environments
- demonstrated the AspectC++ tools
- discussed the pros and cons of each approach

Summary

© 2005 Daniel Lohmann and Olaf Spinczyk

VI-3

Future Work – Roadmap




- Parser improvements
 - full template support
 - speed optimization
 - full g++ 3.x and Visual C++ compatibility
- Language design/weaver
 - weaving in templates
 - advice for object access (set/get pointcut functions)
 - advice for object instantiations
- Tools
 - dependency handling

Summary

© 2005 Daniel Lohmann and Olaf Spinczyk

VI-4



Thank you for your attention!